

NISP Daily Elliott Wave Research

11 January 2018



Elliottician Overview

- Jakarta Composite Index *Elliott Wave Perspective*
 - *Short Term View (1-2 days): Bullish*
- *Stocks Recommendation for Today*
 - **CTRA**; *Accumulate buy – Buy area 1150-1195; TP 1190-1200, 1400; SL break 1125*
 - **BKSL**; *Buy on weakness – Buy area 135-138; TP 165, 175; SL break 133*
 - **PPRO**; *Buy on weakness – Buy area 195-199; TP 220, 240; SL break 188*
 - **JSMR**; *Sell on strength – Sell area 6350-6450; Target koreksi 5500, 5000*
 - **GGRM**; *Sell on strength – Sell area 84000-85000; Target koreksi 60000, 55000*

Jakarta Composite Index

Elliott Wave Perspective

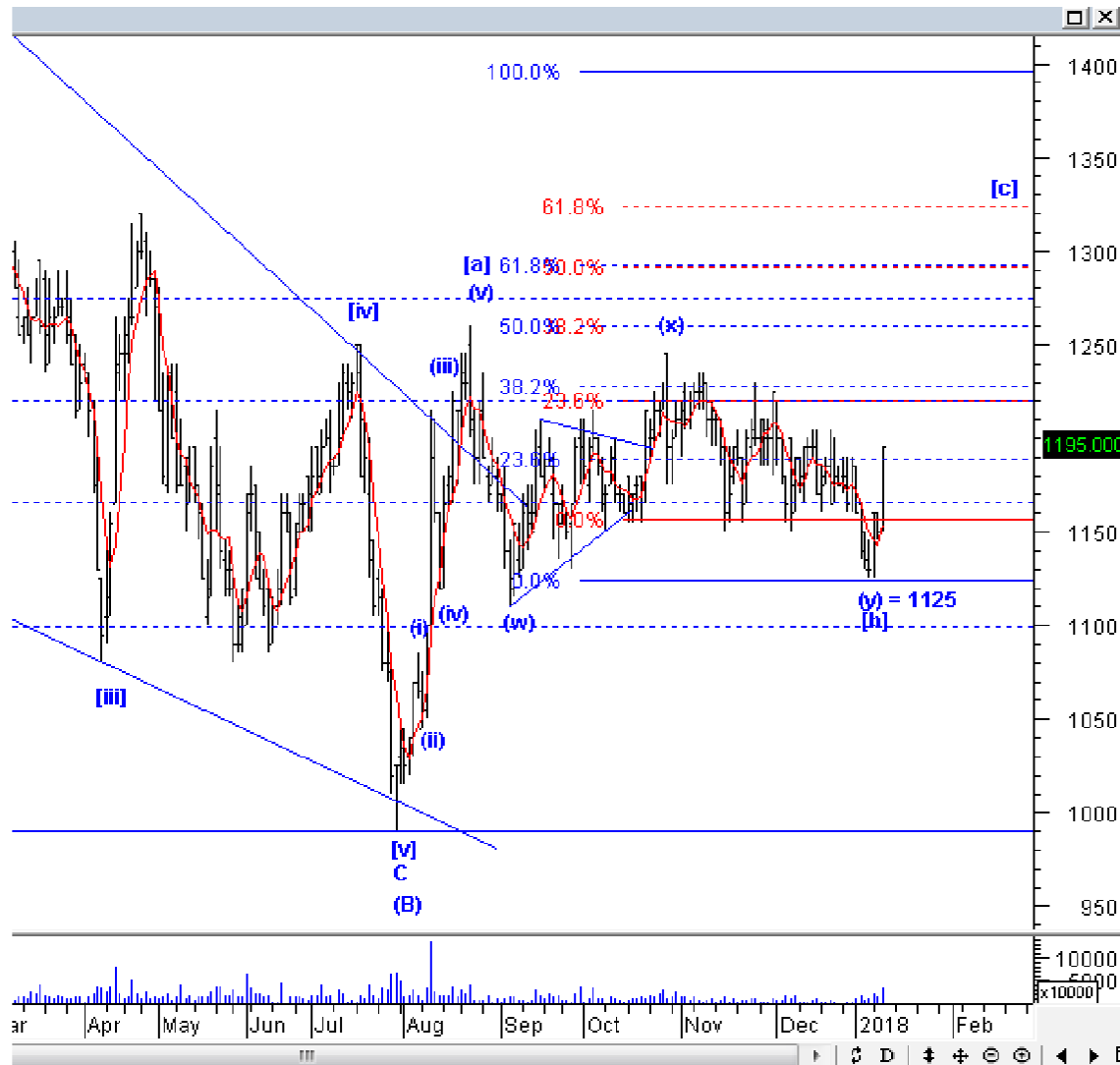


IHSG kemarin ditutup terkoreksi tipis di 6371, dan tertahan di *support* MA-5, yang bergeser di level 6355. Kami tetap melihat level 6300 sebagai level *support* yang cukup vital. Jika IHSG ditutup di bawah level ini, IHSG sangat mungkin untuk terkoreksi lagi ke bawah 6200, karena selama IHSG belum *break* 6455, IHSG masih berada di *wave* iv, dan masih ada peluang ke bawah 6200.

Support : 6250-6280, 6150
Resisten : 6350-6375

Stock Recommendation for Today

CTRA: Accumulate buy – Buy area 1150-1195; TP 1190-1200, 1400; SL break 1125



CTRA kemarin menguat dengan volume besar, ini mengkonfirmasi bahwa CTRA sudah selesai membentuk wave [b], dan idealnya CTRA akan naik ke atas 1200 untuk selesaikan wave [c]. Silakan akumulasi beli CTRA secara bertahap hingga 1 minggu ke depan.

Stock Recommendation for Today

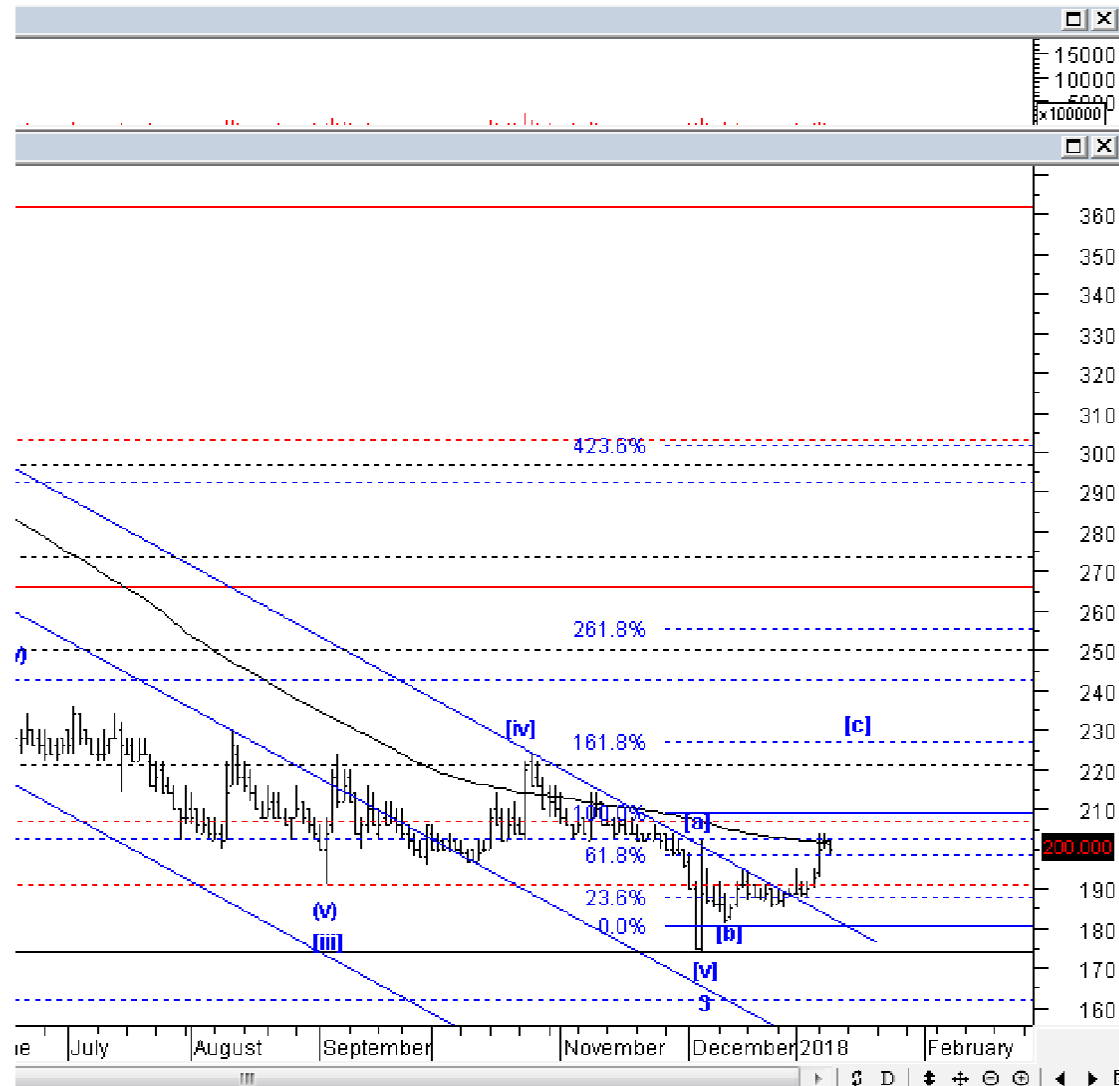
BKSL; *Buy on weakness – Buy area 135-138; TP 165, 175; SL break 133*



BKSL kemarin terkoreksi, tetapi koreksi ini bagian dari wave [ii], silakan BoW atau menambah posisi pada BKSL, selama BKSL tidak turun ke bawah 133, BKSL masih *ontrack* untuk dapat naik ke atas 165.

Stock Recommendation for Today

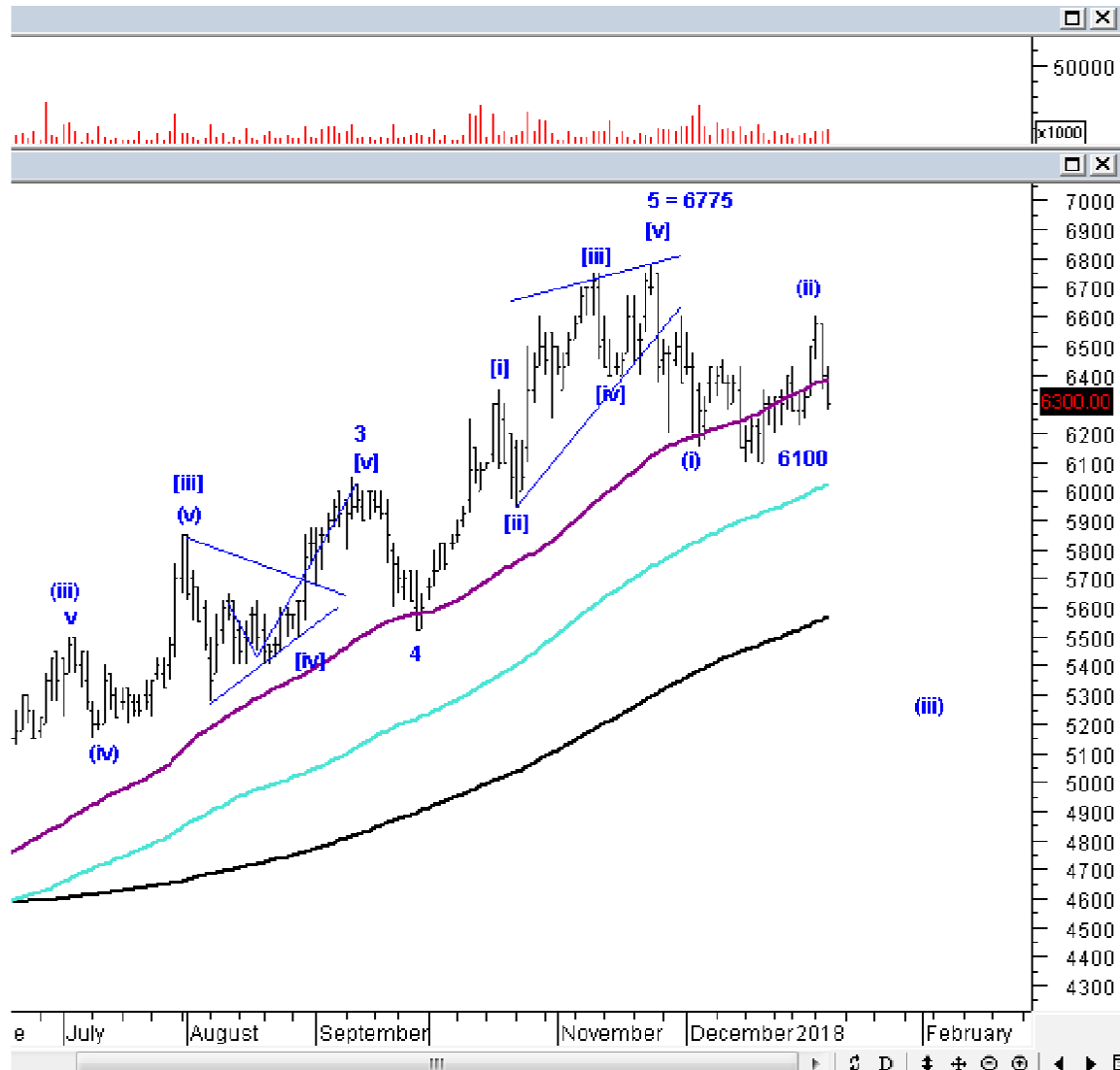
PPRO; *Buy on weakness – Buy area 195-199; TP 220, 240; SL break 188*



PPRO kemarin terkoreksi wajar, dan koreksi ini masih berada di awal wave [c], upside masih ada. Silakan menambah posisi pada PPRO.

Stock Recommendation for Today

JSMR: *Sell on strength – Sell area 6350-6450; Target koreksi 5500, 5000*



JSMR kemarin kembali terkoreksi dengan volume yang meningkat, dan ini indikasi awal bahwa JSMR beresiko untuk turun ke bawah 6100. Jika JSMR sampai turun ke bawah 6100, JSMR berpotensi turun ke bawah 5500. Selama JSMR belum naik ke atas 6775, baiknya hindari JSMR terlebih dahulu.

Stock Recommendation for Today

GGRM; *Sell on strength – Sell area 84000-85000; Target koreksi 60000, 55000*



GGRM sudah mencapai target ideal dari wave [v] dari wave 5 untuk *weekly chart*. Jika GGRM turun ke bawah 80000 dengan volume besar, GGRM terkonfirmasi berbalik arah dan akan turun berkepanjangan, ada baiknya hindari GGRM terlebih dahulu.

PT NISP Sekuritas
OCBC NISP Tower Lt. 21 (Head Office)
Jl. Prof. Dr. Satrio Kav. 25
Jakarta 12940 Indonesia
Phone. (021) 2935 2788 (hunting)
Fax. (021) 5794 4095
Email: info@nispsekuritas.com
Website: www.nispsekuritas.com

Branches	Address	Phone:	Fax:
Pluit Jakarta	Ruko Sentra Bisnis Blok C28 Jl. Pluit Sakti Raya No. 15 Jakarta Utara 14450	(021) 6667 5050 (hunting)	(021) 6667 5051

Rating Definitions

- Buy on Weakness (BoW) : We expect this stock could be bought below the last price.
Trading Buy : We expect this stock could be bought at the last price.
Sell on Strength (SoS) : We expect this stock could be sold above the last price.
Trading Sell : We expect this stock could be sold at the last price.

DISCLAIMER

This report was produced by PT NISP Sekuritas, a member of the Indonesia Stock Exchange (IDX). The Information contained in this report has been obtained from public sources believed to be reliable and the options, analysis, forecasts, projections and expectations contained in this report are based on such information and are expressions of belief only. No representation or warranty, express or implied, is made that such information or opinion is accurate, complete or verified and it should not be relied upon as such. This report is provided solely for the information of clients of PT NISP Sekuritas who has to make their own investment decisions without reliance on this report. Neither PT NISP Sekuritas nor any officer or employee of PT NISP Sekuritas accept any liability whatsoever for any direct or consequential loss arising from any use of this report or its contents. PT NISP Sekuritas may be involved in transactions contrary to any opinions herein to make markets, or have positions in the securities recommended herein. PT NISP Sekuritas may seek or will seek investment banking or other business relationships with the companies within this report. This report is a copyright of PT NISP Sekuritas. For further information please contact our number 62-21-29352788 or fax 62-21-57944095.